



■ Vers. 765+436+769

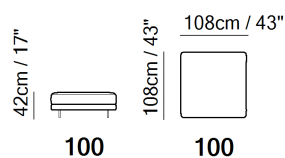
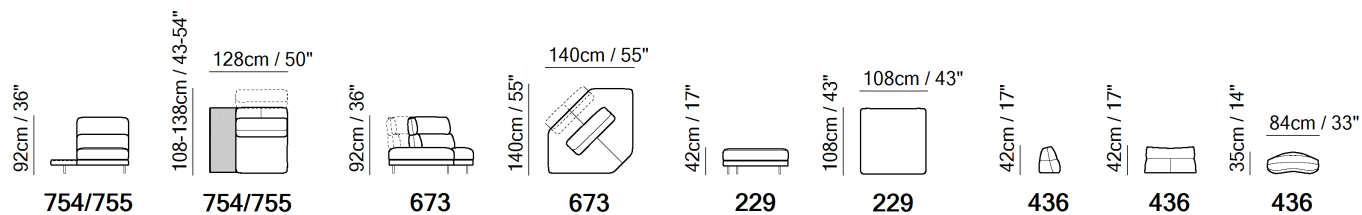
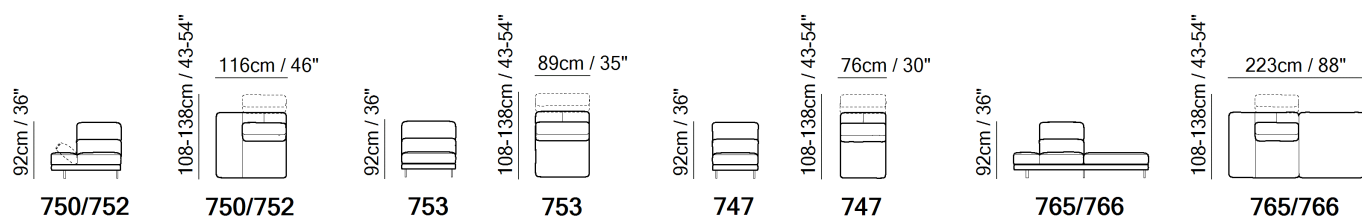
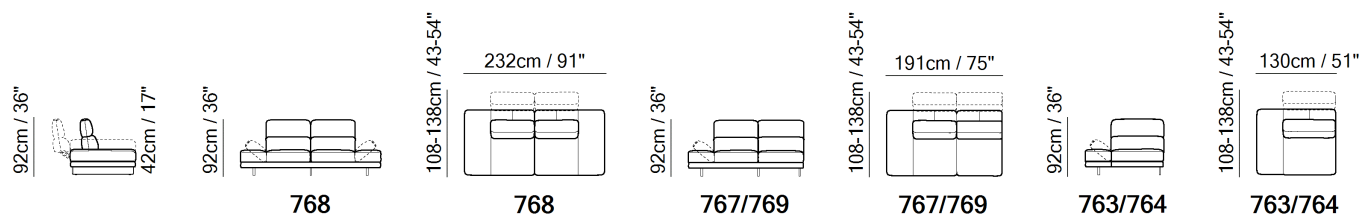


■ Vers. 765+436+769

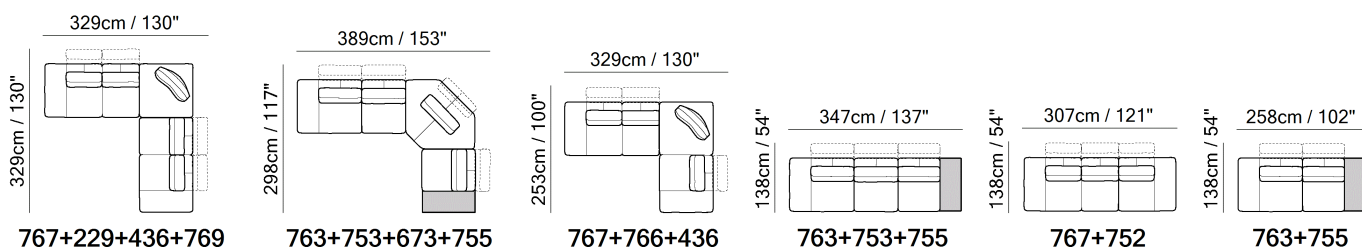


■ Vers. 763+753+673+755

ESQUEMAS



EXEMPLOS DE COMPOSIÇÃO



ESPECIFICAÇÕES TÉCNICAS

	REVESTIMENTO	Tecido <input checked="" type="checkbox"/>					
	ENCHIMENTO	Arms	<input type="checkbox"/> Fibra <input checked="" type="checkbox"/> Espuma <input type="checkbox"/> Pena/Fibra Mix <input type="checkbox"/> Pena	Seat cushion	<input type="checkbox"/> Fibra <input checked="" type="checkbox"/> Espuma <input type="checkbox"/> Pena/Fibra Mix <input type="checkbox"/> Pena	Back cushion	<input type="checkbox"/> Fibra <input checked="" type="checkbox"/> Espuma <input type="checkbox"/> Pena/Fibra Mix <input type="checkbox"/> Pena
	CONFORTO	Standard <input checked="" type="checkbox"/>	Firme <input type="checkbox"/>				
	Função	Cama <input type="checkbox"/>	Mecanismo elétrico <input type="checkbox"/>	Mecanismo <input type="checkbox"/>	Reclinável <input type="checkbox"/>	Assento com deslizamento <input type="checkbox"/>	
	APARÊNCIA ESTÉTICA*	Baixo <input type="checkbox"/>	Médio <input checked="" type="checkbox"/>	Alto <input type="checkbox"/>			
	PÉS	Madeira <input type="checkbox"/>	Metal <input checked="" type="checkbox"/>	Plástico <input type="checkbox"/>	Rodízios <input type="checkbox"/>	Estofado <input type="checkbox"/>	

APARÊNCIA ESTÉTICA

Devido à elasticidade do revestimento, a natureza da textura interna e ao design visual em relação ao conforto do produto, o modelo pode apresentar diferentes níveis de ondulações ou plissados.



Os produtos precisam de uma manutenção regular para preservar sua aparência e as ondulações ou plissados não devem ser consideradas como um defeito de produção, mas como características naturais do produto.

NOTAS

- Model is available in fabric only.
- Model Roma is available in fabric with code C257 and in leather with code X257. The versions of the models can be combined with each other.
- Manually adjustable backrest through a tilting mechanism: 2 positions, back and forth.
- Manually adjustable arm with ratchet mechanism.
- Versions 754/755 (large armless chair with left/right terminal and adj. backrest) include a ceramic side top on the terminal in jazz white finishing only.
- New modular sectional versions that allow compact configuration solutions by also combining new additional elements such as the “self-standing backrest”. This version has a carefully studied weight placed internally in its base. You can feel free to move it around and place it as needed on the seating surface to easily provide back support.
- 229 version to be used only as a corner while the 100 as a loose ottoman. These versions have same dimensions and look similar, but they differ from each other by the legs positioning.
- To facilitate delivery operations, the backrests will be disassembled and no longer attached to the structure. In the feet box, along with the feet assembly instructions, the backrest assembly instructions will also be included.
- Embalagem de papelão.
- Pés disponíveis nas cores metal 77 (Cromo Polido) / 79 (Preto mat)

NOTAS
